

eduvanz  
Making Education Accessible

WWI  
VirtualAcademy  
ONLINE MEDIA EDUCATION - REDEFINED!

# Summary


A brief overview of the user journey

1. Student visits WWI Virtual Academy portal
2. Selects the course that they wish to enroll for
3. On course page, student selects “Pay Through EMI”
4. Student will be directed to the Eduvanz platform
5. In 3-4 steps, they complete the loan application process and exit to the WWI Virtual Academy portal
6. Eduvanz shares the status of Application on each stage of loan life cycle



# Payment Process Flow










**Step 1** – Visit [Virtual Academy Portal](#) and select the program of your choice




# Payment Process Flow

[Step 2](#) – Click the ‘Pay Through EMI’ option on the course page

### Key Highlights

-  **Certification**  
Advanced Certificate Program in Filmmaking
-  **Financial aid**  
Zero cost EMI option available
-  **Mentorship**  
Through the program through industry experts and faculty of WWI
-  **Alumni**  
Alumni status and access to the alumni database of Whistling Woods
-  **Specialized workshops**  
Access to the WWI Mumbai campus to attend specialization workshops
-  **Live sessions**  
With industry experts and the faculty of WWI periodically
-  **Adobe Premiere Pro**  
Get 50% off for duration of this course
-  **Access to content**  
2 years
-  **Masterclasses**  
Access to the Masterclass Library of WWI for 1 year

→ [Description](#)   [Curriculum](#)   [FAQ'S](#)   [Admission & Fees](#)

[Pay Through EMI](#) 

# Payment Process Flow

## Step 3 – Create an account by entering your personal details

eduVanz  
Making Education Accessible

HOME ABOUT US OUR IMPACT CONTACT US SIGN IN Apply Now

### Let's Start with Your

First Name

Mobile Number

Email Id

Get OTP

EXISTING USER? [SIGN IN USING MOBILE NUMBER](#) RESEND OTP

OR CONNECT USING

WhatsApp Phone Email %

Leave a Message

# Payment Process Flow

## Step 4 – Enter your Profile information for KYC

eduvanz  
Making Education Accessible

HOME ABOUT US OUR IMPACT CONTACT US [Apply Now](#)

### Borrower Details

**Profile Details**  
*\* As per Aadhar card*

First Name \* Middle Name Last Name \*

DATE OF BIRTH \* SELECT YOUR GENDER \* MARITAL STATUS \*

Date of Birth MALE FEMALE OTHER Select













Continue >

Document Availability

# Payment Process Flow

**Step 5** – Enter your basic information as shown below

## Borrower Details

	Profile Details		FULL NAME	GENDER	1 of 4	 EDIT
	Document Availability		PAN NUMBER (10 DIGITS)		2 of 4	 EDIT
	KYC Address		CITY	PINCODE	3 of 4	 EDIT
	Employment Details		PROFESSION	ANNUAL INCOME	4 of 4	 EDIT

# Payment Process Flow

**Step 6** – After entering KYC and Detailed Information, applicant must upload documents

**Step 7** – One of the executive from Eduvanz will get in touch to explain further procedure and documentation

**Step 8** – Your EMI eligibility will be updated within 48 hours

**Note:** *In case if the applicant is minor/student/not working, then he/she can apply for EMI option through a co-borrower*